



**District Report Card: 2017**


<b>State:</b> Puducherry	<b>District:</b> Karaikal
<b>Class:</b> 8	<b>Subject:</b> Language
<b>Schools:</b> 22	<b>Students:</b> 460


**Participation/Coverage**


**Students**

<b>GENDER</b> 	Boys		Girls	
	Number	%	Number	%
	250	54.35	210	45.65

<b>AREA</b> 	Rural		Urban	
	Number	%	Number	%
	369	80.22	91	19.78

<b>CATEGORY</b> 	SC		ST		OBC		GEN	
	Number	%	Number	%	Number	%	Number	%
	166	36.09	1	0.22	276	60.00	17	3.70

<b>CWSN</b> 	LD	VI	HI	S&LD	ID	Oth
	0	0	0	0	0	0

<b>Management</b> 	Government		Government-aided	
	Number	%	Number	%
	444	96.52	16	3.48

**Average Performance of Students in Language (%)**

Overall	Gender		Area		Management		Social Group			
	Male	Female	Rural	Urban	Govt.	Aided	SC	ST	OBC	GEN
50.36	47.12	54.22	52.63	41.17	50.66	42.08	48.59	13.33	51.93	44.31

### Performance on Learning Outcomes (LOs)

Learning Outcomes	Description	Average Performance(%)
L813	Read textual/non-textual materials with comprehension and identifies the details, characters, main idea and sequence of ideas and events while reading	50.36

Range of Performance of Students who Answered Correctly							
Below 30%		30% - 50%		50% - 75%		Above 75%	
Number	%	Number	%	Number	%	Number	%
97	21.09	127	27.61	169	36.74	67	14.57

### Lowest Performing Learning Outcomes (LOs)

1 - Read textual/non-textual materials with comprehension and identifies the details, characters, main idea and sequence of ideas and events while reading (50.36)